



**BLUE OCEAN<sup>®</sup>**  
**RUGGED MEGAPHONE**



Find Quality Products Online at:

[www.GlobalTestSupply.com](http://www.GlobalTestSupply.com)

[sales@GlobalTestSupply.com](mailto:sales@GlobalTestSupply.com)

**⚠ WARNING!**

THE BLUE OCEAN MEGAPHONE IS LOUD. AMPLIFIED SOUND OR LOUD FEEDBACK MAY CAUSE DAMAGE TO A PERSON'S EARS OR HEARING. DO NOT OPERATE THIS MEGAPHONE IN CLOSE PROXIMITY TO A PERSON'S EARS. USE EXTRA CAUTION WHEN OPERATING NEAR FULL VOLUME OR WHEN TRIGGERING THE HORN OR SIREN MODES.

**INSTALLING THE BATTERY PACK**

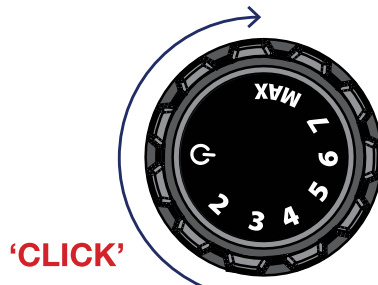
- » **NOTE** the alignment guides on the battery pack – two on one end, one on the other.




- » Align the battery pack guides with the matching grooves on the Blue Ocean Megaphone and insert the battery pack. **DO NOT FORCE** the pack into the charger.
- » Turn battery pack knob until it clicks.

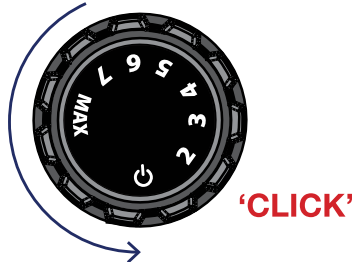
**TURN ON / INCREASE VOLUME**

- » Turn knob clockwise until you hear a 'click' to power on the Blue Ocean Megaphone.
- » Continue turning knob to higher numbers to increase volume.



## DECREASE VOLUME / TURN OFF

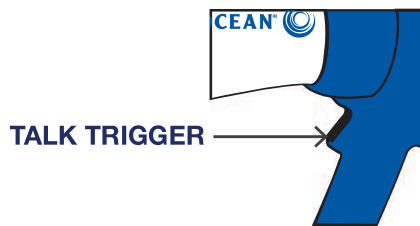
- » Turn knob counterclockwise to reduce volume.
- » Continue turning knob until you hear a 'click' at the  symbol to power off.



- **FOR MAXIMUM BATTERY LIFE, TURN OFF WHEN NOT IN USE USE (30 HOURS STANDBY TIME).**

## OPERATION

- » After turning the Blue Ocean Megaphone on, push the talk trigger to activate the Blue Ocean Megaphone for speaking. For maximum battery life, push the talk trigger only when speaking.



- » Hold your mouth close to and in line with the foam microphone screen. Use a normal to slightly increased speaking volume to maximize clarity.
- » Adjust the volume to a level where there is no feedback (howling, squeaking or squealing sounds). This level will differ depending upon the openness of the area of operation and the volume of your speaking voice.
- » To maximize volume and clarity, point the megaphone directly toward your listeners from a safe distance.
- » To reduce feedback, do not aim the Blue Ocean Megaphone directly at solid surfaces or the water.

## INTERNAL MICROPHONE

Your Blue Ocean Megaphone is equipped with a directional noise-canceling microphone element. Because of the extreme volume and proximity of the Blue Ocean Megaphone speaker unit, this microphone is designed to isolate your voice and prevent feedback. For the best sound quality, position your mouth close to the microphone port when using the internal microphone. To reduce fatigue and the need to position your mouth when speaking, consider plugging in an NK Microphone for hands free operation.

## EXTERNAL MICROPHONE

- » Plug an NK Blue Ocean Microphone into the microphone connector to enable hands-free operation.
- » The Blue Ocean Megaphone amplifier is always “on” when the microphone is plugged in. It is not necessary to push the talk trigger.
- » Depending on conditions, you may be able to use a higher volume setting when using the external microphone without experiencing feedback. Use of the external microphone is recommended when maximum volume and range is desired.

► **AVOID EXCESS BENDING OF THE MICROPHONE CABLE AND CONNECTOR WHEN PLUGGED IN.**

## SIREN AND FOG HORN

- » The siren and fog horn modes are always available and do not require activation of the talk trigger.
- » Push the S/H button up towards “S” to activate the siren. Release to turn off.
- » Push the S/H button down towards “H” to activate the fog horn. Release to turn off.
- » The siren and foghorn are always at “Max” volume and the volume is not adjustable.



► **TO AVOID HEARING DAMAGE, DO NOT ACTIVATE THE SIREN OR HORN NEAR A PERSON'S EARS.**






## USING YOUR BLUE OCEAN MEGAPHONE IN THE RAIN

Your Blue Ocean® Megaphone is completely waterproof and will not be harmed by use in the rain. However, if the wind screen foam inside of the microphone port becomes saturated with water, the water will inhibit sound from reaching the microphone and result in poor, or even no, sound transmission. Accordingly, we recommend that you avoid allowing rain to fall directly into the microphone port. If the port does become saturated with water, you can clear it by holding the megaphone battery side down and shaking it, or by blowing once or twice directly into the microphone port until your voice is clear again. It is not necessary for the wind screen to be completely dry.

**► DO NOT ATTEMPT TO POKE OR SQUEEZE THE WIND SCREEN DRY AS THIS MAY DAMAGE THE WATERPROOF MEMBRANE AT THE BASE OF THE MICROPHONE PORT, DESTROYING THE WATERPROOF SEAL OF YOUR UNIT.**


## MEGAPHONE STATUS & ERROR LIGHTS

The status LED indicates the Blue Ocean Megaphone operating status and capacity of the installed battery pack as follows:

Solid Green 	26 to 100% capacity
Solid Yellow 	11 to 25% capacity
Solid Red 	6 to 10% capacity
Flashing Red 	Less than 6% capacity
Flashing Green Yellow Red 	<b>Unit is overheated or has an error</b> <ul style="list-style-type: none"><li>» Turn the unit off and put it in a cool place. It should return to normal operation when cooled down.</li><li>» To clear an error, turn the unit off, remove the battery, reinsert the battery and turn on again. If the error persists, try recharging the battery in the charging dock. If the error light persists after these steps, remove the battery and contact NK for support.</li></ul>

## BATTERY CHARGING & CAPACITY

- » Charge your battery pack **ONLY** with an NK or Blue Ocean battery charger following these instructions. You may also safely use an NK Cox Box following the provided instructions if available.
- » Plug the charger into a standard wall outlet. **NOTE:** The battery charger is capable of accepting all world currents. If traveling, you need only obtain an inexpensive adapter plug for your destination's outlet configuration to use your battery charger.








- » **NOTE** the alignment guides on the battery pack – two on one end, one on the other.
- » Align the battery pack guides with the matching grooves on the Charger and insert the battery pack. **DO NOT FORCE** the pack into the charger.



- » Turn the battery pack knob until it clicks. The battery will begin charging.
- » **Charging Time:** Charging a fully depleted battery to 100% requires 12 hours. A partially discharged battery will recharge more quickly.
- » **Operating Capacity & Standby Time:** A fully-charged battery will provide 8 hours of typical operation, defined as speaking 35% of the time at volume level 6, and 30 hours of standby time. Hours of operation will vary significantly depending on the volume, continuity of operation, and microphone use.
- » **Charge Retention:** A charged battery will retain its charge for up to two months if left in the Blue Ocean Megaphone and six months if stored separately.

- » **Cycle Life:** An NK Blue Ocean battery pack can be expected to provide 80% of its rated capacity after 300 charge/discharge cycles and 60% after 500 cycles. Storing, transporting or using your battery pack at temperatures exceeding 115°F/45°C will substantially reduce the cycle life of your battery pack.

### BATTERY CHARGER STATUS & ERROR LIGHTS

Flashing Red 	Charging, 1 to 10%
Flashing Yellow 	Charging, 11 to 25%
Flashing Green 	Charging, 26 to 99%
Solid Green 	Fully Charged, 100%
Flashing Green Yellow Red 	<p><b>Battery pack is overheated or has an error.</b></p> <ul style="list-style-type: none"> <li>» Overheating can be caused by charging at temperatures over 115°F/45°C or in direct sunlight. Remove the battery pack from the charger and put it in a cool place. Try charging again in a cool location after the battery pack has cooled down.</li> <li>» To attempt to clear a battery error, remove the battery pack from the charger then reinsert the battery pack to restart charging. If the error light persists, remove the battery pack from the charger and contact NK for support.</li> </ul> <p><b>▶ DO NOT USE OR CHARGE A BATTERY PACK THAT HAS GIVEN REPEATED BATTERY ERRORS .</b></p>

### **WARNING!**

This product and/or its included or branded accessories can expose you to chemicals, including lead, lead compounds and phthalate DEHP, which are known to the State of California to cause cancer and lead and lead compounds, bisphenol A (BPA), and phthalate DnHP, which are known to the State of California to cause birth defects or other reproductive harm. For more information, go to [www.P65Warnings.ca.gov](http://www.P65Warnings.ca.gov).

**⚠ WARNING!**

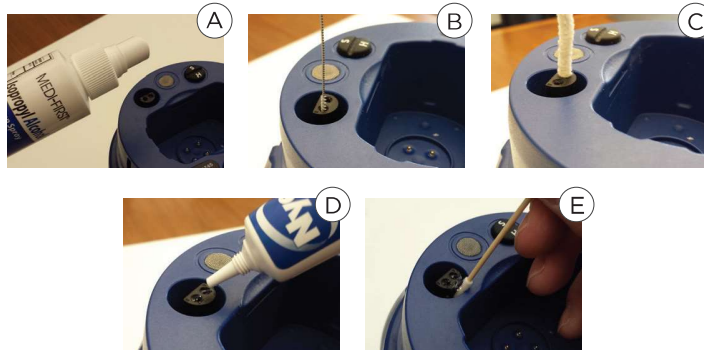
**THE NK BLUE OCEAN BATTERY PACK CONTAINS LITHIUM-ION POLYMER CELLS. FOLLOW THESE PRECAUTIONS!**

**BATTERY PRECAUTIONS**

- » Do not ever subject to fire or high temperatures (> 140°F / 160°C).
- » Do not charge, use, transport or store above 115°F/45°C.
- » Do not charge below 32°F/0°C.
- » Do not puncture or open the battery pack.
- » Do not use a pack that has been damaged or has be displayed repeated charging errors.
- » Stop charging or use immediately and remove the megaphone or battery charge if you see smoke or smell fumes.
- » If battery pack is damaged, avoid contact with batty electrolyte which may be irritating to skin, eyes and mucous membranes.
- » In case of battery fire, evacuate the area to avoid inhalation of fumes. If possible, over the battery with sand to extinguish the fire or use a dry ABC type extinguisher.

**MAINTENANCE & DISPOSAL**

- » Clean your Blue Ocean Megaphone with plain water or a neutral detergent. Avoid contact with solvents and/or gasoline.
- » Always keep a protective bumper installed to minimize impact damage. Order a replacement bumper from NK if torn or damaged.
- » Clean and maintain the rubber microphone plug and sockets with the NK Maintenance Kit. Keep the sockets free of debris and corrosion by cleaning with rubbing alcohol (*Figure A*) and supplied metal brush (*Figure B*). In conjunction or separately, you may clean and dry sockets with a pipe cleaner (*Figure C*). Apply a minimal amount of Nyogel grease to the inside of the sockets (*Figure D*) and to the outside of the connector (*Figure E*).










## SPECIFICATIONS

<b>Power Output</b>	22 watts peak 19 watts rated.
<b>Microphone</b>	Dynamic weatherproof.
<b>Amplifier</b>	High-efficiency Class-D digital amplifier.
<b>Battery Pack</b>	NK Blue Ocean Lithium-Polymer Battery Pack – PN 0105 11.1VDC Typical, 11.1Whr.
<b>Battery Charger</b>	NK Blue Ocean Battery Charger - PN 0106. Input Voltage: 90-264VAC, 50-60Hz, 7 Watts. Universal input capable – compatible with all world currents with appropriate adapter plug.
<b>Battery Capacity</b>	Dependent upon volume and continuity of operation. 8 hours typical operation – defined as speaking 35% of the time at volume level 6. 30 hours of standby time.
<b>Battery Cycle</b>	Life 80% rated capacity after 300 charge/discharge cycles. 60% rated capacity after 500 charge/discharge cycles.
<b>Dimensions</b>	Megaphone: 12.75 x 12 x 8.5 in / 31.75 x 30 x 21.25 cm. Battery Charger: 2.5 x 4.25 x 32.5 in / 6.25 x 10.75 x 8.25 cm. Battery Pack: 3 x 2 x 1.55.
<b>Weight</b>	Megaphone: 3.4 lbs. with battery pack installed Battery Charger: 13.6 oz. / 385 gr. Battery Pack: 3.8 oz. / 108 gr.
<b>Temperature Range</b>	Charging 0°C to 45°C / 32°F to 115°F. Storage and Use -20°C to 45°C / -4°F to 115°F. (Battery capacity significantly reduced below freezing.)
<b>Water Resistance</b>	IP-67 (Excludes all dust and excludes water for 30 minutes at 3.3ft / 1M submersion.)
<b>Buoyancy</b>	Megaphone with battery pack installed floats. Battery pack alone and charger do not float.
<b>Drop Resistance</b>	MIL-STD-810F 516.5 Procedure IV Transit Shock, drop height 36 in/91 cm onto plywood over concrete.

## COMPLIANCE

	This device complies with part 15 of the FCC Rules. Operation is subject to the following two conditions: <ol style="list-style-type: none"><li>1. This device may not cause harmful interference,</li><li>2. This device must accept any interference received, including interference that may cause undesired operation.</li></ol>
	This Class B digital device complies with Canadian ICES-003.
	Conforms with Council Directive 2004/108/EC (12/15/2004) on Electromagnetic Compatibility.
	RoHS(Reduction of Hazardous Substances) compliant.
	Marked in accordance with the WEEE (Waste Electrical and Electronic Equipment) Directive. <b>Please do not dispose of the Megaphone, Charger or Battery Pack in your household trash.</b> Return to NK, an NK dealer, or a designated recycling center for proper recycling and disposal.

## SERVICE

We provide full factory service on every product we manufacture for as long as we make the product (and as long after as component availability permits). If we can't repair a product, we will offer you a brand new replacement under our **Trade In Trade Up program** - even for accidental damage and misuse. **If you have a problem with an NK product, visit or contact us by phone, fax, e-mail or in person and we'll do our best to make it right.**

## LIMITED WARRANTY



Nielsen-Kellerman Co. (“NK”) guarantees the NK Blue Ocean Megaphone to be free of defects in materials and workmanship for a period of FIVE YEARS from your date of purchase. NK will repair calibrate or replace with the same or equivalent product, at NK’s option, any defective product or part when notified within the warranty period. NK may use new or reconditioned parts in performing limited warranty repairs and building replacement products. NK will return the product via domestic ground shipping or NK’s choice of method of international shipping at no charge.

The following issues do not result from a manufacturing defect and are not covered under this warranty:

- » Damage due to improper use or neglect (including corrosion)
- » Damage resulting from severe impact, crushing or mechanical harm
- » Modifications or attempted repairs by someone other than an authorized NK repair agent
- » Normal wear and tear
- » Diminished battery capacity within normal range for the number of charge/discharge cycles

Your warranty period will be measured from your date of purchase. Ensure full warranty coverage by **REGISTERING** your NK product promptly at **www.nksports.com**. We keep your registration information in strict confidence and do not sell it, share it, or use it for anything but product-related information bulletins (which you may decline receiving). If you do not register and cannot provide proof of purchase, your warranty period will be measured from our date of manufacture by serial number. Removing or defacing the serial number voids this warranty. Repair or replacement under the terms of this limited warranty does not extend or renew the warranty period.

Except for the warranties set forth herein, **NK disclaims all other warranties, expressed, implied or statutory, including, but not limited to, the implied warranties of merchantability or fitness for a particular purpose.** Any implied warranties that may be imposed by applicable law are limited to the term of this warranty. In no event shall NK be liable for any incidental, special or consequential damages, including, but not limited to, loss of business, loss of profits, loss of data or use, whether in an action in contract or tort or based on a warranty, arising out of or in connection with the use or performance of an NK product, even if NK has been advised of the possibility of such damages. You agree that repair, and (upon availability) replacement, as applicable, is your sole and exclusive remedy with respect to any breach of the NK Limited Warranty set forth herein. All product liability and warranty options are governed exclusively by the laws of the Commonwealth of Pennsylvania.