

CURRENT MEASUREMENT PROBES

SR SERIES CURRENT PROBES

SR700 SERIES

Excellent linearity and low phase shift, plus a broad frequency response, permit accurate measurements of current for power and power quality measurements

SPECIFICATIONS

MODELS	SR701	SR704	SR752	SR759
ELECTRICAL				
Nominal Range	1000 Aac			1, 10, 100, 1000 Aac
Measurement Range	1 mA to 1200 Aac	100 mA to 1200 Aac		1 mA to 1200 Aac
Transformation Ratio	1000:1		Voltage output	
Output Signal	1 mA/A (1 Aac @ 1000 A)	1 mV/A (1 Vac @ 1000 A)	1000, 100, 10, 1 mV/A, (1 Vac @ 1, 10, 100 or 1000 A)	
Phase Shift	(1 to 10) A: $\leq 2^\circ$ (10 to 100) A: $\leq 1^\circ$ (100 to 1200) A: $\leq 0.7^\circ$		(1 A Range) (0.1 to 1.2) A: $\leq 10^\circ$ (10 A Range) (0.1 to 1) A: $\leq 5^\circ$; (1 to 12) A: $\leq 2^\circ$ (100 A Range) (1 to 10) A: $\leq 2^\circ$; (10 to 120) A: $\leq 1^\circ$ (1000 A Range) (10 to 100) A: $\leq 2^\circ$; (100 to 1200) A: $\leq 1^\circ$	
Overload	1200 A for 40 min ON, 20 min OFF			
Frequency Range	30 Hz to 5 kHz; current derating above 1 kHz using the formula: $1000 \text{ A} \times 1/F$ (in kHz)			
Load Impedance	5 Ω max		100 k Ω min	
Working/Common Mode Voltage	600 V CAT III			
Output Termination	(2) 4 mm safety banana jacks	5 ft (1.5 m) lead with 4 mm safety banana plugs		
MECHANICAL				
Jaw Opening	2.25 in (57 mm) max			
Maximum Conductor Size	2.05 in (52 mm)			
Maximum Bus Bar Size	(1) (1.95 x 0.19) in (50 x 5) mm			
Dimensions	(4.37 x 8.50 x 1.77) in (111 x 216 x 45) mm			
Weight	1.21 lb (550 g)			
Material	Polycarbonate UL 94			
ENVIRONMENTAL				
Operating Temperature	(14 to 122) °F (-10 to 50) °C			
Storage Temperature	(-4 to 158) °F (-20 to 70) °C			
Operating Relative Humidity	(0 to 85) %		(0 to 90) %	
SAFETY				
Electrical	EN 61010-2-32			
UL Approval	Yes - United States and Canada			

Consult factory for NIST Calibration prices

CATALOG NO.	DESCRIPTION
2116.29	AC Current Probe Model SR701 (1000 A, 1 mA/A, Jack) HA* L**
2116.30	AC Current Probe Model SR704 (1000 A, 1 mA/A, Lead) HA* L**
2116.32	AC Current Probe Model SR752 (1000 A, 1 mV/A, Lead) HA*
2116.33	AC Current Probe Model SR759 (1 A, 10 A, 100 A, 1000 A, mV/A, Lead) HA*

*HA - High Accuracy and Low Phase Shift, **L - Limited open Voltage Output



FEATURES

- Measurement range of 1 mA to 1200 Aac
- Large jaw opening accommodates conductors up to two 500 MCM conductors
- Ergonomic design and easy operation
- Low phase shift for power measurements
- Available with mA output signals
- Designed for DMMs, recorders, loggers, oscilloscopes, power and harmonic meters
- UL approved

ACCESSORIES


Catalog #1017.45
4 mm Banana plug adaptor (Safety Leads to non-recessed plug)

Catalog #2118.46
Banana (Female)
BNC (Male) Adaptor



CURRENT MEASUREMENT PROBES

GENERAL PURPOSE PROBES SELECTION CHART

Series	Model	Ratio	Measurement Range		Output Signal		Phase Shift**	Maximum Conductor Size		Output Connection	Catalog No.
			AC	DC	Current	Voltage		Ø Cable	Bus Bar		
	MN01	1000:1	(2 to 150) A	–	1 mA/A*	–	N/A	0.39 in (10 mm)	N/A	Leads	2129.17
	MN02	1000:1	50 mA to 100 A 50 mA to 90 A	–		–	N/A	0.39 in (10 mm)	N/A	Leads	2129.20
	MN05	–	5 mA to 10 A (1 to 100) A	–	–	1 mV/mA 1 mV/A	N/A	0.39 in (10 mm)	N/A	Leads	2129.19
	MN09	–	(1 to 150) A	–	–	100 mV _{DC} /A _{AC}	N/A	0.39 in (10 mm)	N/A	Leads	2129.21
	MN103	–	1 mA to 10 A (1 to 100) A	–	–	1 mV/mA 1 mV/A	N/A	0.47 in (12 mm)	N/A	Leads	1031.02
	MN114	–	1 mA to 10 A	–	–	100 mV/A	< 8 °	0.47 in (12 mm)	N/A	Leads	2110.71
	MN185	1000:1	50 mA to 120 A	–	1 mA/A	–	< 3.5 °	0.47 in (12 mm)	N/A	Jacks	100.185
	MN255	–	(0.1 to 24) A (0.1 to 240) A	–	–	100 mV/A 10 mV/A	< 2.5 °	0.78 in (20 mm)	N/A	Leads	2115.81
	MN261	–	(0.1 to 24) A (0.5 to 240) A	–	–	100 mV/A 10 mV/A	< 6 °	0.78 in (20 mm)	N/A	BNC	2115.82
	MN291	–	(0.5 to 240) A	–	–	100 mV _{DC} /A _{AC}	N/A	0.78 in (20 mm)	N/A	Leads	2115.84
	MN307	–	10 mA to 12 A	–	–	100 mV/A	< 2.5 °	0.78 in (20 mm)	N/A	Leads	2116.23
	MN312	1000:1	(0.1 to 200) A	–	1 mA/A*	–	< 2.5 °	0.78 in (20 mm)	N/A	Jacks	2116.24
	MN352	–	(0.1 to 150) A	–	–	10 mV/A	< 2.5 °	0.78 in (20 mm)	N/A	Jacks	2116.26
	MN353	–		–	–		< 2.5 °	0.78 in (20 mm)	N/A	Leads	2116.27
	MN373	–	(0.1 to 24) A (0.1 to 200) A	–	–	1000 mV/A 10 mV/A	< 3 °	0.78 in (20 mm)	N/A	Leads	2116.28
	MN375	–	(0.1 to 10) A	–	–	100 mV/A	< 1.5 °	0.78 in (20 mm)	N/A	Leads	2115.41
	MN379	–	5 mA to 6 A (0.1 to 120) A	–	–	200 mV/A 10 mV/A	< 4 °	0.78 in (20 mm)	N/A	Leads	2153.01
	MN379T	–	5 mA to 6 A (0.1 to 120) A	–	–	200 mV/A 10 mV/A	< 4 °	0.78 in (20 mm)	N/A	Lead w/ BNC	2153.02
	SL206	–	10 mA to 1.5 A 50 mA to 60 A	10 mA to 2 A 50 mA to 80 A	–	1 mV/mA _{AC} /DC 10 mV/A _{AC} /DC	< 1 °	0.46 in (12 mm)	N/A	Leads	1201.45
	MD301	1000:1	(2 to 500) A	–	–	1 mV _{DC} /A _{AC}	N/A	1.18 in (30 mm) (2 x 500) kcmil	(2.48 x 0.20) in (63 x 5) mm	Leads	1201.07

*Output Protection for open secondary

**Phase shift indicated at maximum rating





Note: Models MN103, MN106, MN114 & MN185 are not CE compliant. MN200 & MN300 series are UL approved except MN379.

Consult factory for NIST Calibration price.



CURRENT MEASUREMENT PROBES

GENERAL PURPOSE PROBES SELECTION CHART

SERIES	MODEL	RATIO	MEASUREMENT RANGE		OUTPUT SIGNAL		PHASE SHIFT**	MAXIMUM CONDUCTOR SIZE		OUTPUT CONNECTION	CATALOG NO.
			AC	DC	CURRENT	VOLTAGE		Ø CABLE	BUS BAR		
	MR415	-	(0.5 to 400) A	(0.5 to 600) A	-	1 mV/A	≤ 1.5 °	1.18 in (30 mm)	2 bus bar (1.24 x 0.39) in (31 x 10) mm	5 ft (1.5 m) Lead	1200.80
	MR416	-	(0.5 to 40) A (0.5 to 400) A	(0.5 to 60) A (0.5 to 600) A	-	10 mV/A 1 mV/A	≤ 2.2 ° ≤ 1.5 °	1.53 in (39 mm)	2 bus bar (1.95 x 0.19) in (50 x 5) mm	5 ft (1.5 m) Lead	1200.82
	MR526	-	(0.5 to 100) A (0.5 to 1000) A	(0.5 to 150) A (0.5 to 1400) A	-	10 mV/A 1 mV/A	≤ 2 ° ≤ 1.5 °	1.53 in (39 mm)	2 bus bar (1.95 x 0.19) in (50 x 5) mm	5 ft (1.5 m) Lead	1200.83
	SR601	1000:1	(0.1 to 1200) A	-	1 mA/A*	-	< 0.5 °	2.05 in (52 mm)	(1.95 x 0.19) in (50 x 5) mm	Jacks	2113.43
	SR604	1000:1	(0.1 to 1200) A	-	1 mA/A*	-	< 0.5 °	2.05 in (52 mm)	(1.95 x 0.19) in (50 x 5) mm	Leads	2113.44
	SR651	-	(0.1 to 1200) A	-	-	1 mV/A	< 0.5 °	2.05 in (52 mm)	(1.95 x 0.19) in (50 x 5) mm	Jacks	2113.45
	SR701	1000:1	1 mA to 1000 A	-	1 mA/A*	-	< 0.7 °	2.05 in (52 mm)	(1.95 x 0.19) in (50 x 5) mm	Jacks	2116.29
	SR704	1000:1	1 mA to 1000 A	-	1 mA/A*	-	< 0.7 °	2.05 in (52 mm)	(1.95 x 0.19) in (50 x 5) mm	Leads	2116.30
	SR752	-	(0.1 to 1000) A	-	-	1 mV/A	< 0.7 °	2.05 in (52 mm)	(1.95 x 0.19) in (50 x 5) mm	Leads	2116.32
	SR759	-	1 mA to 1 A 10 mA to 10 A (0.1 to 100) A (1 to 1000) A	-	-	1000 mV/A 100 mV/A 10 mV/A 1 mV/A	< 1 °	2.05 in (52 mm)	(1.95 x 0.19) in (50 x 5) mm	Leads	2116.33
	K100	-	0.1 mA to 3 A	0.05 mA to ± 4.5 A	-	1 mV/mA	N/A	0.18 in (4.5 mm)	N/A	Plugs	1200.67
	K110	-	(0.1 to 300) mA	(0.05 to ± 450) mA	-	10 mV/mA	N/A		N/A	Plugs	2111.73
	LM102	1000:1	50 mA to 200 A	-	1 mA/A*	-	< 3 °	0.63 in (16 mm)	N/A	Leads	2153.04
	LM103	-	(0.1 to 200) A	-	-	1 mV/A	< 3 °		N/A	Leads	2153.05

*Output Protection for open secondary

**Phase shift indicated at maximum rating

Note: All SR probes listed on this chart are UL approved, however not all SR series probes are UL approved; please consult factory. Consult factory for NIST Calibration price.



OUTPUT TERMINATIONS

Lead with BNC

Insulated 6.5 ft (2 m) coaxial cable with insulated BNC connector rated 600 Vrms



Jacks

Two standard safety banana jacks (4 mm)



Leads

Double/reinforced 5 ft (1.5 m) leads with 4 mm safety banana plug







Shrouded Banana Plugs

Two 4 mm safety banana plugs; standard ¾ in (19 mm) spacing










AMPFLEX® AND MINIFLEX® PROBES - SELECTION CHARTS

SERIES	MODEL	RATIO	MEASUREMENT RANGE	OUTPUT SIGNAL	MAXIMUM CONDUCTOR SIZE	CATALOG NO.
	MF 300-10-2-10-HF	–	30 A / 300 A	100 mV/A, 10 mV/A	2.95 in (75 mm)	2126.84
	MF 3000-14-1-1-HF	–	3000 A	1 mV/A	3.93 in (100 mm)	2126.86
	MA114	–	3 A / 30 A / 300 A / 3000 A	1 mV/mA, 100 mV/A 10 mV/A, 1 mV/A	4 in (101 mm)	2153.41
	300-24-2-10	–	30 A / 300 A	100 mV/A, 10 mV/A	7.48 in (190 mm)	2112.88
	1000-24-1-1	–	1000 A	1 mV/A	7.48 in (190 mm)	2112.39
	1000-24-2-1	–	100 A / 1000 A	10 mV/A, 1 mV/A	7.48 in (190 mm)	2112.98
	1000-36-2-1	–	100 A / 1000 A	10 mV/A, 1 mV/A	11 in (280 mm)	2113.00
	3000-24-1-1	–	3000 A	1 mV/A	7.48 in (190 mm)	2112.46
	3000-36-1-1	–	3000 A	1 mV/A	11 in (280 mm)	2112.48
	3000-24-2-1	–	300 A / 3000 A	10 mV/A, 1 mV/A	7.48 in (190 mm)	2113.05
	3000-48-2-1	–	300 A / 3000 A	1 mV/A	15 in (381 mm)	2112.01
	6000-36-2-0.1	–	600 A / 6000 A	1 mV/A, 0.1 mV/A	11 in (280 mm)	2113.21
	30000-24-2-0.1	–	3000 A / 30,000 A	1 mV/A, 0.1 mV/A	7.48 in (190 mm)	2113.33
	24-3001	–	300 A / 3000 Aac	10 mV/A, 1 mV/A	7.48 in (190 mm)	2120.81

Consult factory for NIST Calibration price

OSCILLOSCOPE & BNC TERMINATED PROBES

MODEL	MEASUREMENT RANGE		OUTPUT SIGNAL VOLTAGE	PHASE SHIFT*	MAXIMUM CONDUCTOR SIZE		OUTPUT CONNECTION
	AC	DC			Ø CABLE	BUS BAR	
 SL261	100 mA to 10 A (1 to 100) A		100 mV/A 10 mV/A	< 1.5 °	0.46 in (12 mm)	N/A	6.5 ft (2 m) Lead w/BNC
 MN261	(0.1 to 24) A (0.5 to 240) A	–	100 mV/A 10 mV/A	< 2.5 °	0.78 in (20 mm)	N/A	6.5 ft (2 m) Lead w/BNC
 SR661	(0.1 to 12) A (0.1 to 120) A (1 to 1200) A	–	100 mV/A 10 mV/A 1 mV/A	< 1 °	2.05 in (52 mm)	(1.96 x 0.19) in (50 x 5) mm	6.5 ft (2 m) Lead w/BNC
 MN251T MN379T	(0.5 to 240) A	–	1 mV/A	< 2.5 °	0.78 in (20 mm)	0.78 in (20 mm)	10 ft (3 m) Lead w/BNC
	(0.005 to 6) A	–	200 mV/A	< 4 °			
	(0.1 to 120) A	–	10 mV/A	< 2.2 °			
 MH60	(0.5 to 100) A	(0.5 to 100) A	10 mV/A	< 1 °	1.02 in (26 mm)	N/A	6.6 ft (2 m) Lead w/BNC
 MR417	(0.5 to 40) A (0.5 to 400) A	(0.5 to 60) A (0.5 to 600) A	10 mV/A 1 mV/A	≤ 2.2 ° ≤ 1.5 °	1.18 in (30 mm)	2 bus bar (1.24 x 0.39) in (32 x 10) mm	6.6 ft (2 m) Lead w/BNC
 MR527	(0.5 to 100) A (0.5 to 1000) A	(0.5 to 150) A (0.5 to 1400) A	10 mV/A 1 mV/A	≤ 2.2 ° ≤ 1.5 °	1.53 in (39 mm)	2 bus bar (1.96 x 0.19) in (50 x 5) mm	6.6 ft (2 m) Lead w/BNC

*Phase shift indicated at maximum rating. Note: All probes are rated 600 V CAT III and CE compliant. Not all models are UL approved; please consult factory. Consult factory for NIST Calibration price.

