



## WIDE RANGE pH TEST KIT

OCTA-SLIDE 2, pH 5.0-10.0

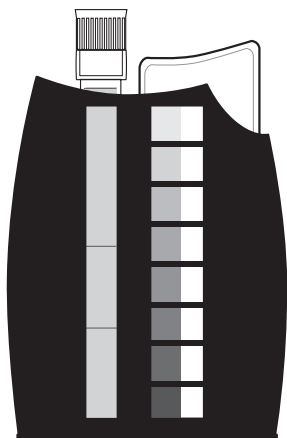
CODE 3353-01

QUANTITY	CONTENTS	CODE
30 mL	*Wide Range pH Indicator	*2218-G
2	Test Tubes, 2.5-5-10 mL, plastic, w/caps	0106
1	Wide Range pH Octa-Slide 2 Bar, 5.0-10.0	3483-01
1	Octa-Slide 2 Viewer	1101

\*WARNING: Reagents marked with an \* are considered to be potential health hazards. To view or print a Material Safety Data Sheet (MSDS) for these reagents go to [www.lamotte.com](http://www.lamotte.com). To obtain a printed copy, contact LaMotte by e-mail, phone or fax.

To order individual reagents or test kit components, use the specified code number.



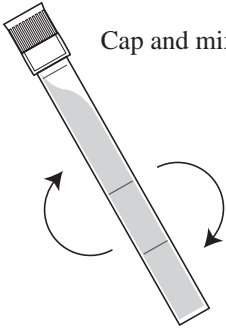

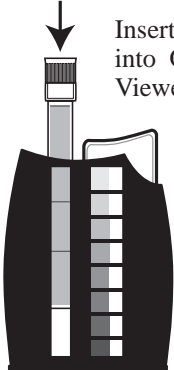
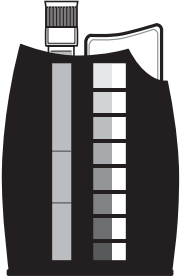
### USE OF THE OCTA-SLIDE 2 VIEWER



The Octa-Slide 2 Viewer should be held so non-direct light enters through the back of the Viewer. Insert the reacted sample into the top of the Viewer. Slide the Octa-Slide 2 Bar into the Viewer and match the color of the reaction to the color standards.

WARNING! This set contains chemicals that may be harmful if misused. Read cautions on individual containers carefully. Not to be used by children except under adult supervision

## PROCEDURE

<p><b>1.</b></p>  <p>Fill a test tube (0106) to the 10 mL line with sample water.</p>	<p><b>2.</b></p>  <p>Add 8 drops of *Wide Range pH Indicator (2218).</p>
<p><b>3.</b></p>  <p>Cap and mix.</p>	<p><b>4.</b></p>  <p>Insert Wide Range pH Octa-Slide 2 Bar (3483-01) into the Octa-Slide 2 Viewer (1101)</p>
<p><b>5.</b></p>  <p>Insert test tube into Octa-Slide 2 Viewer (1101).</p>	<p><b>6.</b></p>  <p>Match sample color to a color standard. Record as pH.</p>