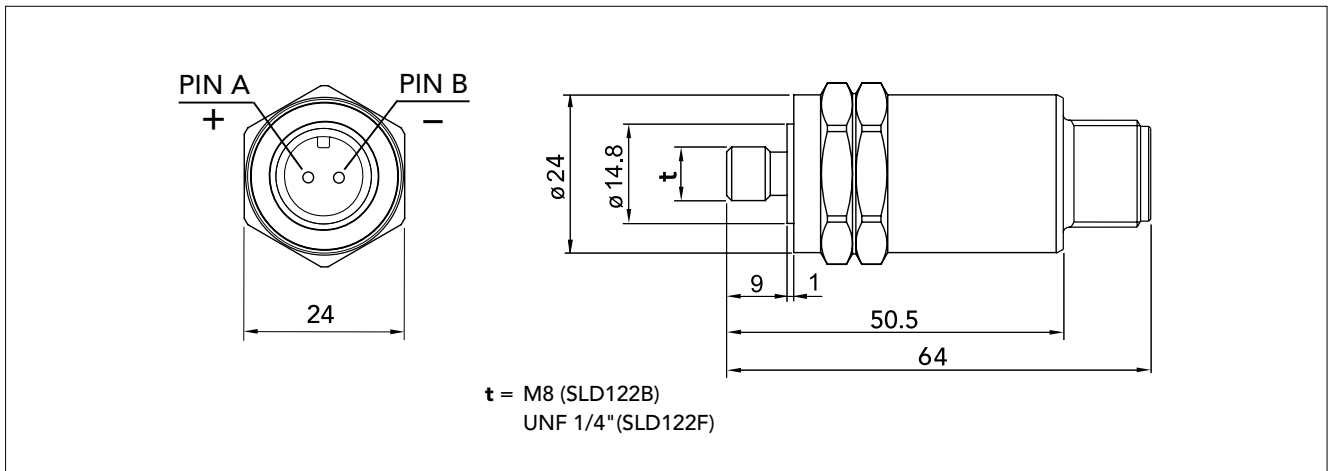


Vibration Transducer SLD122B /SLD122F



The vibration transducer SLD122B and SLD122F are piezo-electric accelerometers of compression type with built-in preamplifier, designed for vibration monitoring of industrial machinery. The electrical signal is isolated from the transducer housing.

The transducer is mounted against a smooth, flat surface on the machine. SLD122B has thread size M8 and SLD122F has thread size UNF 1/4". The transducer is connected via a twisted pair cable with 2 pin connector, compatible with 2 pin MIL-C-5015 style.

Technical data

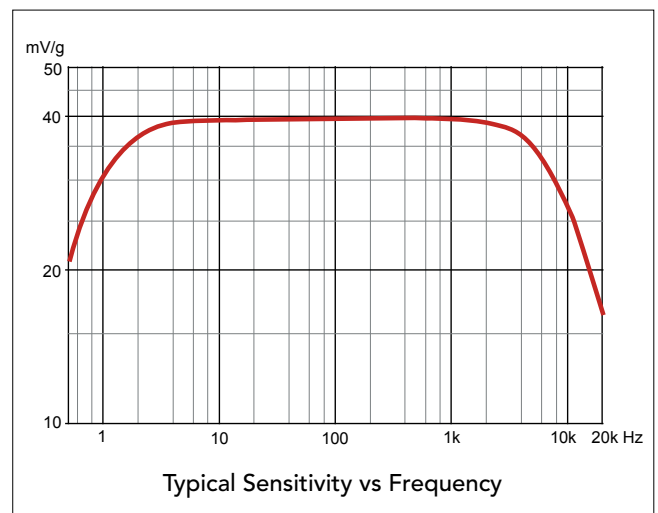
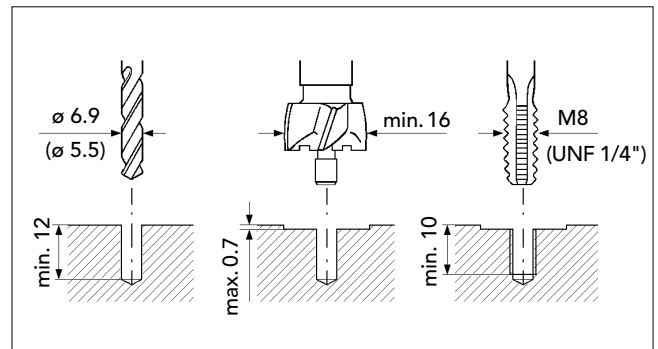
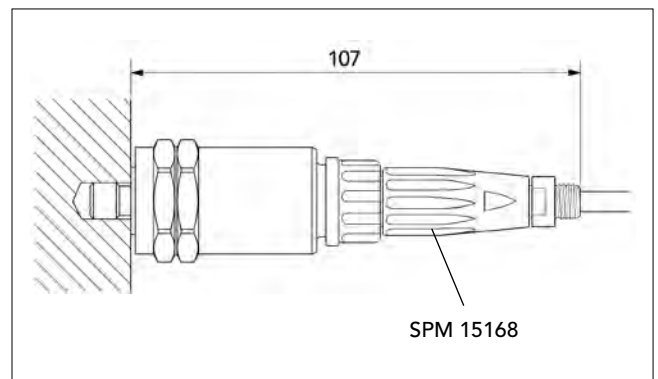
Nominal sensitivity, main axis:	4 mV/m/s ² * = 40 mV/g
Transverse sensitivity:	max. 10%
Typical base strain sensitivity:	0.01 m/s ² /μ strain
Linear frequency range:	2 to 5000 Hz (±1 dB)
Max. peak acceleration:	600 m/s ² = 60 g
Settling time:	3 sec
Bias point:	6 to 9 V (typical 8 V)
Temperature range:	-40° C to +125° C (-40° F to 260° F)
Power requirements:	12 to 24 V, 2 to 5 mA
Casing:	Stainless acid proof steel
Sealing:	IP 67 together with appropriate connector
Isolation:	Case isolated, > 1 Mohm
Torque limit:	10 Nm (7.4 lbf·ft)
Weight:	110 grams (4 oz)
Connector type:	Compatible with 2 pin MIL-C-5015 style

* Individual value given on the calibration chart.

Mounting tools

- 81027 Holder for counterbore
- 81030 Pilot for UNF 1/4" (SLD122F)
- 81031 Pilot for M8 (SLD122B)
- 81057 Counterbore, diameter 20 mm

To drill the mounting hole, use drill bit 6.9 mm (5.5 for UNF 1/4"). Torque the transducer with a 24 mm torque wrench.



SPM

Find Quality Products Online at:

www.GlobalTestSupply.com

sales@GlobalTestSupply.com