

Track-It Analog/Digital Modules - Connection Detail

The Track-It Analog / Digital Modules allow external signals to be measured by the Track-It USB Loggers. The signals are superimposed on the loggers USB connector. The modules provide signal conditioning and connection to the external signals.



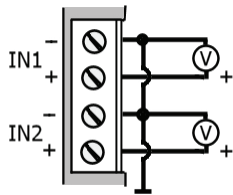
External Input Module

There are specific modules related to the Track-It Logger type. Check your Logger Type for module compatibility.

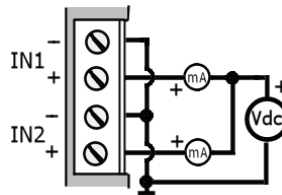
WARNING: DO NOT EXCEED THE INPUT SPECIFICATION OF YOUR MODULE. YOU MAY DAMAGE THE MODULE AND THE ATTACHED LOGGER

ANALOG DC MODULES (NOT FOR USE WITH DIGITAL/EVENT LOGGERS)

NOTE: THE COMMONS ON THE ANALOG DC INPUT MODULES (IN1 AND IN2) ARE COMMONED TOGETHER IN THE MODULE. THEY ARE NOT ISOLATED FROM EACH OTHER OR FROM THE LOGGER.



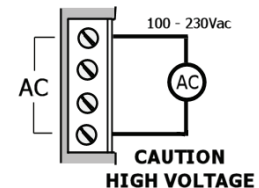
DC Voltage Module



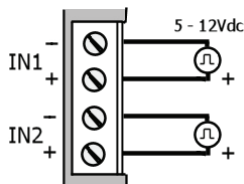
MilliAmp Module (Must be last in the loop)

AC INPUT MODULE (FOR USE WITH EVENT/DIGITAL LOGGERS ONLY.)

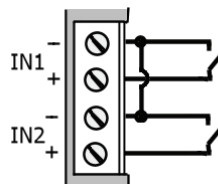
NOTE: THE AC INPUT MODULE IS A SINGLE CHANNEL INPUT THAT ACCEPTS AC VOLTAGES FROM 100 to 230 Vac. THE INPUT IS OPTICALLY ISOLATED FROM THE OUTPUT (LOGGER).



DIGITAL INPUT MODULES (FOR USE WITH EVENT/DIGITAL LOGGERS ONLY.)



DIGITAL INPUT (5 to 12 Vdc @10mA)
INPUTS ISOLATED



CONTACT CLOSURE (POTENTIAL FREE CONTACTS)
INPUTS NOT ISOLATED