

Instruction Manual for Optical Connector Cleaner 「CLETOP-S」


1. Introduction

Thank you for using our optical fiber connector cleaner **CLETOP-S**. The conventional method of cleaning optical plug ferrule endfaces depends upon worker-skill and generally requires use of alcohol and wiping with tissue or freon gas. However, NTT-AT's connector cleaner **CLETOP-S** provides thorough cleaning of the ferrule endface by using a dry alcohol-free cloth and all operators can consistently achieve high quality cleaning without alcohol or other solvents.


The **CLETOP-S** series has excellent anti-static properties to avoid reattachment of dust to the ferrule after cleaning and is available for static sensitive applications.

The **CLETOP (Stick-type)** or the **NEOCLEAN (Pen-type)** is also available for cleaning the ferrule end-face located in such difficult spots as the inside of the adaptor.


Please use this product in a proper way based upon this instruction manual.

 Prohibited	<ul style="list-style-type: none"> • Do NOT store in direct sunlight, and avoid hot and/or humid environments as the product may become deformed. • Do NOT touch the tape (cleaning tape). The quality will deteriorate. • Do NOT disassemble this product. • Do NOT use for any purpose which has not been described in this manual. Products may be damaged. • Please consign this product to a properly licensed waste management operator.
--	---

2. Name of each part




Window for showing which rubber pad is now being set.



< Strap hole >


Reeve a strap in this hole and dangle the cassette from your neck to avoid dropping damage while at work.



< Liner design >
This liner design makes cassette open easier.



< Lock button >
This button is double-locked to avoid sudden open.





< Window >

Remainder of tape can be easily checked through this window.




This window shows what type of rubber is set in the cassette.

【 Shape of guide sheet 】

Type name	Shape	Compatible connector	P/N
Type A		<ul style="list-style-type: none"> • Single fiber connector e.g. SC, FC, ST, DIN, D4 LC, MU, Biconic (ideal for $\phi 2.5\text{mm}$ ferrule) 	14110501 14110511
Type B		<ul style="list-style-type: none"> • Single fiber connector • Multi fiber connector (without pins) e.g. MPO, MT, MT-RJ 	14110601 14110611

3. How to clean the connector

(1) The lever winds the cleaning tape equipped inside the cassette and simultaneously opens the shutter.



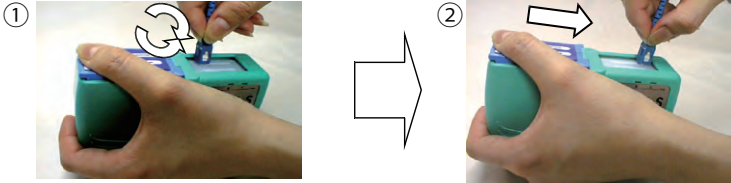
NOTE 1:
Please push the white marked part of the lever as shown in a circle.
If you strongly push other part than the above, it may cause some troubles.

(2) While pressing the lever and keeping your thumb depressed on it, press the optical plug ferrule endface against the cleaning tape surface and move it slowly in arrow's direction.

- NOTE 2: Contamination may leave behind if pressure to the plug is insufficient. Apply sufficient pressure to the plug to the extent that the tape is not twisted.
- NOTE 3: Press the plug against the tape vertically and move it straight. If the plug is pressed and moved aslant, the tape may be twisted.
- NOTE 4: Cleaning performance may change depending upon environment and contamination types.

【 TYPE A 】

- ① Set the plug on the tape surface and rotate it from side to side.
- ② Move the plug while pressing it against the tape surface. Apply sufficient pressure (e.g. approx. 600gf / 0.6N for SC/FC connector and 250gf / 0.25N for LC/MU connector) to ensure ferrule a little deepressed. Do NOT use the same position for cleaning.



【 TYPE B 】

- ① Move the plug while pressing it against the tape surface. Apply sufficient pressure to ensure ferrule a little deepressed. Do NOT use the same position for cleaning.



(3) Release the lever to allow it to return to its initial position.

4. When the cleaning tape is running short

One cleaning tape cartridge can be used over 400 wipes. The cartridge is replaceable and you can continue to use the CLETOP-S cassette.

* CLETOP is a trademark of NTT Advanced Technology Corporation.

● Inquiries

NTT Advanced Technology Corporation