





# Driver Torque Meter I-8/I-80

Measure torque (rotating force) for motor screw driver and torque driver. It is suitable for daily torque maintenance with simple operations. The data output (serial communication) is possible.





## How to check torque

			 <p>It enables to save peak value, output to PC (the optional PC is required) and others.</p>
<p>Step1. Turn on the power.</p>	<p>Step 2. Set the driver adapter.</p>	<p>Step 3. Operate the driver tool.(*)</p>	<p>Step 4. The measurement finishes.</p>

\*At the Step 3, the user inserts the using screw in the driver adapter.

[Specification]

Model	I - 8	I - 80
Measuring range*1	0.20~78.60 cN-m	0.020~7.860 N-m
	0.020~8.000 kgf-cm	0.20~80.00 kgf-cm
	0.020~6.970 lbf-in	0.20~69.70 N-m
		2.0~786.0 cN-m
Accuracy	+/- 0.5% (reading value) or +/-3digit in less than 499 digit.	
Display	4 digits LCD display	
Measuring direction	CW-CCW (Right turn /Left turn)	
Measuring mode	P-P(Peak-hold), T-R(Track), P-D(Peak-down),C(real time data output)	
Upper/Lower value setting	Upper/ Lower value are able to be set in the measuring range.	
Pass-fail decision	Pass/Fail can be check in the measuring range.(P-P mode) GOOD (Pass)...Green lights, NG( Fail)...Red blinks	
Max./ Min./Ave. display	<b>Display stored Max. / Min. /Ave. / Number of measuring values.</b>	
Real time data output	Output applied torque approx. 1/180 sec each.	
Internal memory	800 data	
Output data	ASCII (baud rate 19200 bps)	
Auto zero reset function	Automatic clear value function in each 0.1~3.0 sec (The setting is possible from 0.5 sec each). Manual zero reset setting is at 0.0 sec.	
Zero Reset function	Auto or Manual (only pressing the button.)	
Battery	Ni-Cd 1.2v×5 cell(700mAh) 300 times	
Auto power-off	Auto power-off in 10 minutes with no operation.	
Charging time/ Usable time	Approx.3 hours/ Approx. 12 hours continuous use after full charge.	
Socket joint part (Detecting parts shape)	Square 20 mm / Square 9.5 mm	
Included items (1 each)	Driver adapter OW-025/OW-10	Driver adapter OW-20/OW-60
	Attaché case, battery charger, inspection certificate (*2), calibration certification (*2), traceability system diagram(*2).	
	 <p>OW-20</p>	 <p>OW-60</p>
		

\*This product is NOT suitable for impact tools.

\*1 It is only approved for the international model. The Japanese model is different range.

\*2 All documents are written in English.

[Specification for Driver adapter]

	OW-025	OW-10	OW-20	OW-60
Range	Max. 0.25N-m	Max. 1.0N-m	Max. 2.0N-m	Max. 6.0N-m
Mechanical life	10,000 times	8,000 times	5,000 times	5,000 times
Bit joint part	M2.6+Pan head screw	M3.0+Pan head screw	M4.0+Pan head screw	M6.0+Panhead screw
Body dimension	φ28×44	φ32×51	φ32×51	φ32×69

\*In the bit joint part, the user inserts their using screw.

\*The adapters cannot be used for a manual torque driver. The optional driver adapter is required. Please contact us if you need. (+81-(0)532-33-3288 IMADA CO.,LTD.)

[Output data]

Output data is into ASCII by USB cable (Type B).

Specification of Data output

Data bit length	Start bit 1+ Data bit 8 + Stop bit 2 +no parity		
Beau rate	19200bps	Connector shape	USB(Type B)

There are 2 types of the data format.

1. The data format of measuring/ average value output.

(Upper column: Meaning of the hexadecimal number in the lower column.

Lower column: Hexadecimal numbers approved ASCII code.)

CAN	*	SO	Space	Sign	Measuring value	Space	SI	Unit	CR
18	ooo	OE	20	CW: + CCW: -	oooo	20	OF	ooooo	OD
21 data is output at once.									

2. The data format of the real time mode output.

(Upper column: Meaning of the hexadecimal number in the lower column.

Lower column: Hexadecimal numbers approved ASCII code.)

CAN	Sign	Measuring value	CR
18	CW: + CCW:-	oooo	OD
8 data is output at once.			

### Data Contents

- CAN : Cancel
- \* : When the measuring value output  
The data number is displayed at memory data output (e.g. The data No.1 is displayed "001").  
"Space" is output at "Clear".
- : When the average value output  
" N "...Data number, "MAX"...Maximum value, "MIN"...Minimum value, " m "... Average value  
( " N " and " m " are displayed in the center.)
- SO : Select double-width printing
- ± : Sign + at CW/ Sign – at CCW
- Measuring value: Including decimal point. e.g) 1 0 . 0 0 → 10.00
- SI : Cancel double-width printing
- Unit : When the data quantity is less than unit number quantity such as N-m, there are spaces after unit letters.  
e.g) N -m → N-m (k g f - c m → kgf-cm)
- CR : Carriage return

### [Cautions]

- The contents may be changed without previous notice.
- All of products are designed for measurement purpose only.
- Do not copy and use this content without authority.
- Please note if you add load over capacity, its sensor would be broken down.
- Please note that the capacity is dependent on the displayed unit. Please contact us for details.